

Scaled data based on original data using
LM-79-08 Approved Method: Electrical and Photometric Measurements of Solid-
State Lighting Products

Test Report Prepared for
Cooper Lighting Solutions
(formerly Eaton)

Brand: INVUE

Report Number: P401484

Luminaire Tested: **ENT-SA1D-735-U-T4W**

Issue Date: 5/20/2020

Test Information

Test Method: LM-79-08
Report Number: P401484
TEST IS SCALED FROM IESNA LM-79-08 TEST DATA (G1-2004-754-17)
Test Lab: INNOVATION CENTER
Issue Date: 5/20/2020
Manufacturer: COOPER LIGHTING SOLUTIONS (FORMERLY EATON)
Product Line: INVUE
Catalog Number: ENT-SA1D-735-U-T4W
Description: ENTRI LED LUMINAIRE
(1) 70 CRI, 3500K, 800mA LIGHTSQUARE WITH 16 LEDS AND TYPE IV WIDE OPTICS
Light Source: -
Ballast/Driver: ELECTRONIC DRIVER

Summary

Lumens per Lamp: N/A
Luminaire Lumens: 5303 lumens
Efficiency: N/A
Efficacy: 123.0 lumens/watt
Luminous Opening: Rectangular (W 0.5' x L: 0.5' x H: 0')
IES Classification: Type IV - Short - Semi-Cutoff
BUG Rating: B1 - U0 - G2

Input Watts (W): 43.1
Input Voltage (V): NR
Input Current (Ain): NR
Voltage Rise (V): NR
Power Factor: NR
Total Harmonic Distortion (THDi): NR
Frequency (hertz): 60
Stabilization Time: NR
Operation Time: NR
Ambient Temperature (°C): NR
Test Distance: 25 FT

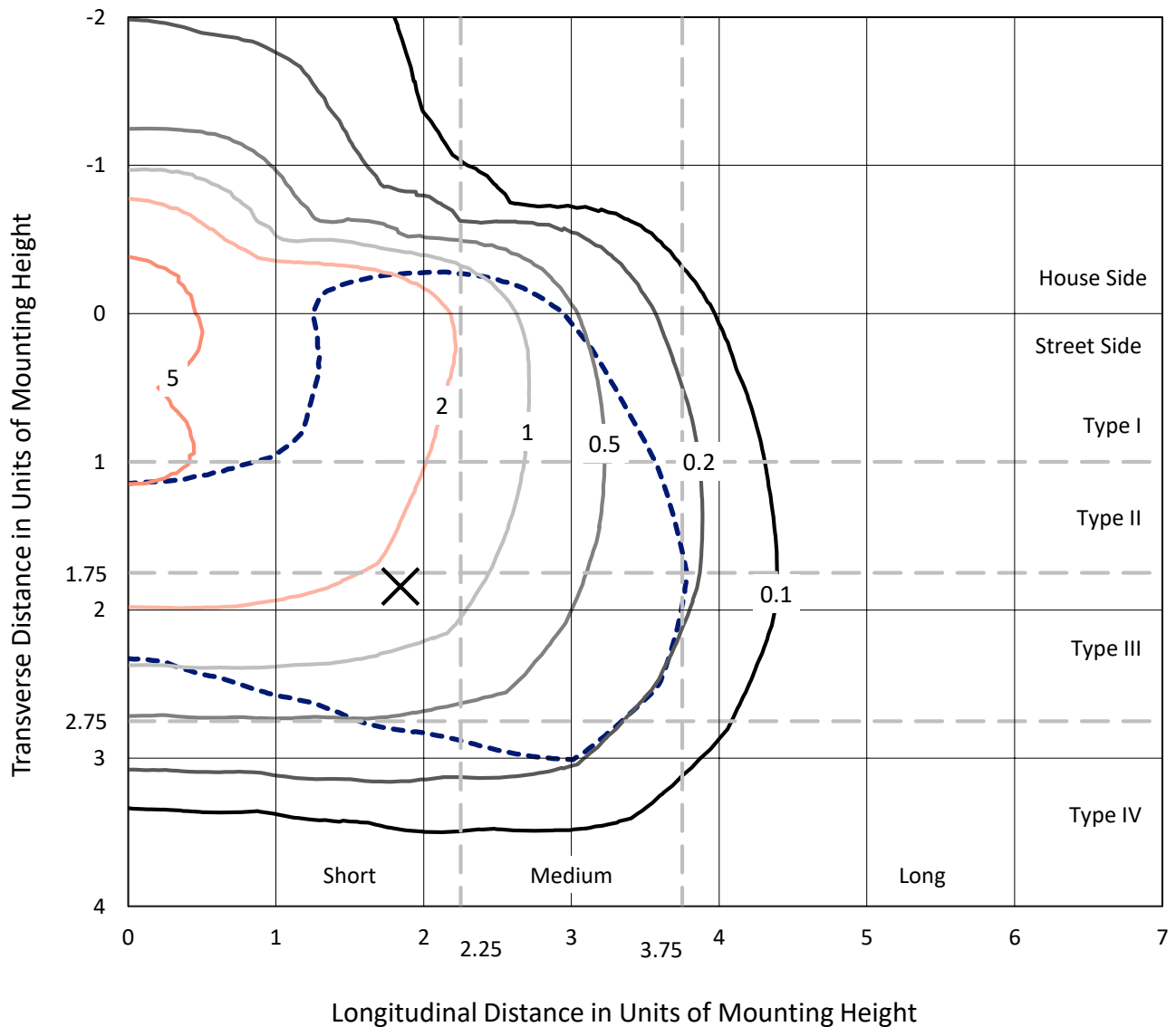


REPORT NUMBER: P401484

CATALOG NUMBER: ENT-SA1D-735-U-T4W

Iso-Footcandle Lines of Horizontal Illumination

✕ Max cd
 - - - 1/2 Max cd

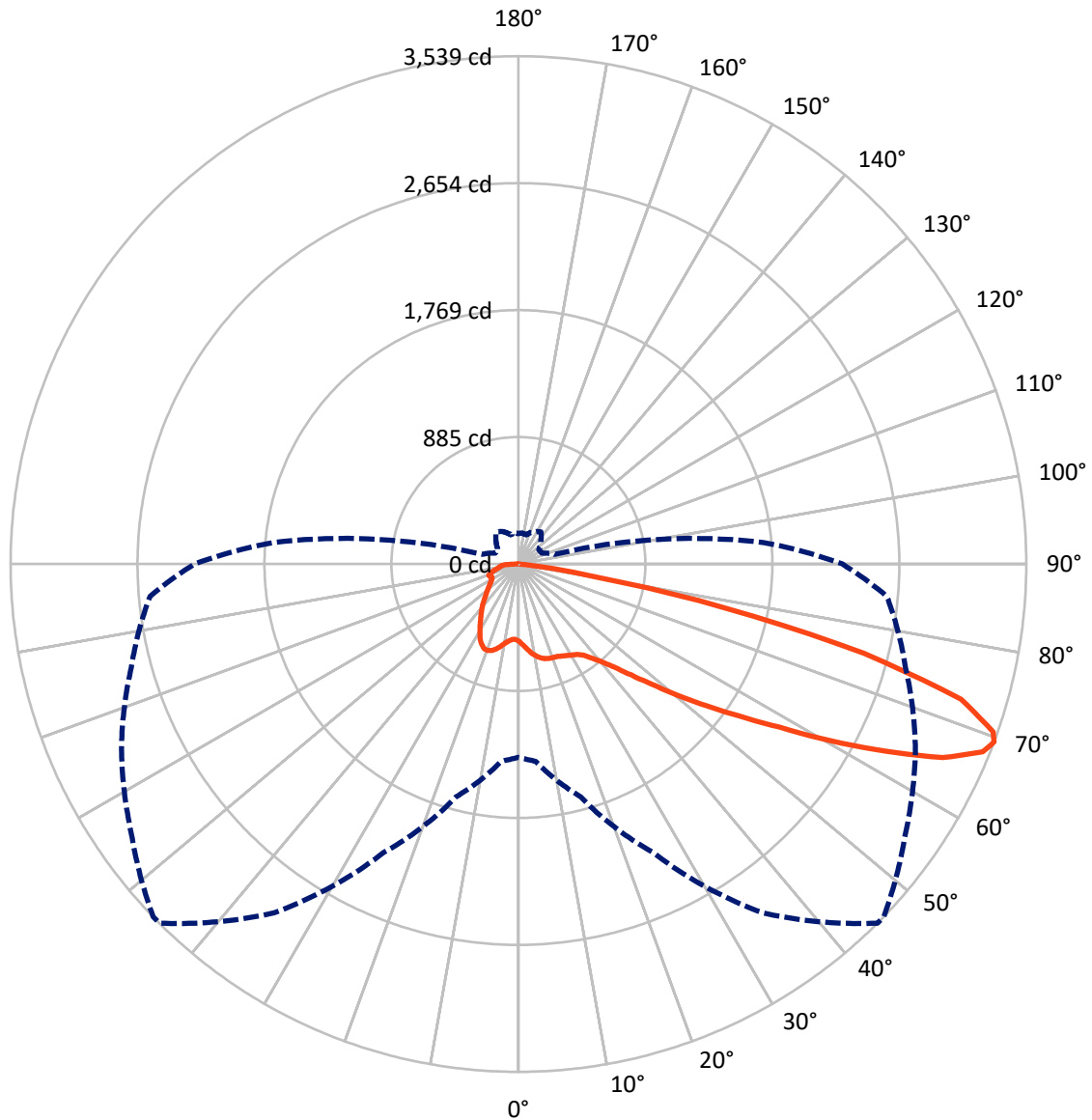


Based on 10 foot mounting height. Maximum calculated value = 6.6 fc
 Type IV - Short - Semi-Cutoff

REPORT NUMBER: P401484

CATALOG NUMBER: ENT-SA1D-735-U-T4W

Luminous Intensity Polar Plot



— Vertical Plane Through 45-Deg Lateral - - - Horizontal Cone Through 69-Deg Vertical

REPORT NUMBER: P401484

CATALOG NUMBER: ENT-SA1D-735-U-T4W

FLUX DISTRIBUTION:

		Downward	Upward	Total
House Side	Lumens	1248.5	0.0	1248.5
	% Fixture	23.5	0.0	23.5
Street Side	Lumens	4054.5	0.0	4054.5
	% Fixture	76.5	0.0	76.5
Total	Lumens	5303.0	0.0	5303.0
	% Fixture	100.0	0.0	100.0

Coefficient of Utilization

ZONAL LUMENS:

Zone	Lumens	% Fixture
0°-10°	54.8	1.0
10°-20°	181.7	3.4
20°-30°	307.1	5.8
30°-40°	444.4	8.4
40°-50°	670.9	12.7
50°-60°	1131.3	21.3
60°-70°	1556.4	29.3
70°-80°	862.5	16.3
80°-90°	93.9	1.8
90°-100°	0.0	0.0
100°-110°	0.0	0.0
110°-120°	0.0	0.0
120°-130°	0.0	0.0
130°-140°	0.0	0.0
140°-150°	0.0	0.0
150°-160°	0.0	0.0
160°-170°	0.0	0.0
170°-180°	0.0	0.0
0°-90°	5303.0	100.0
0°-180°	5303.0	100.0



REPORT NUMBER: P401484

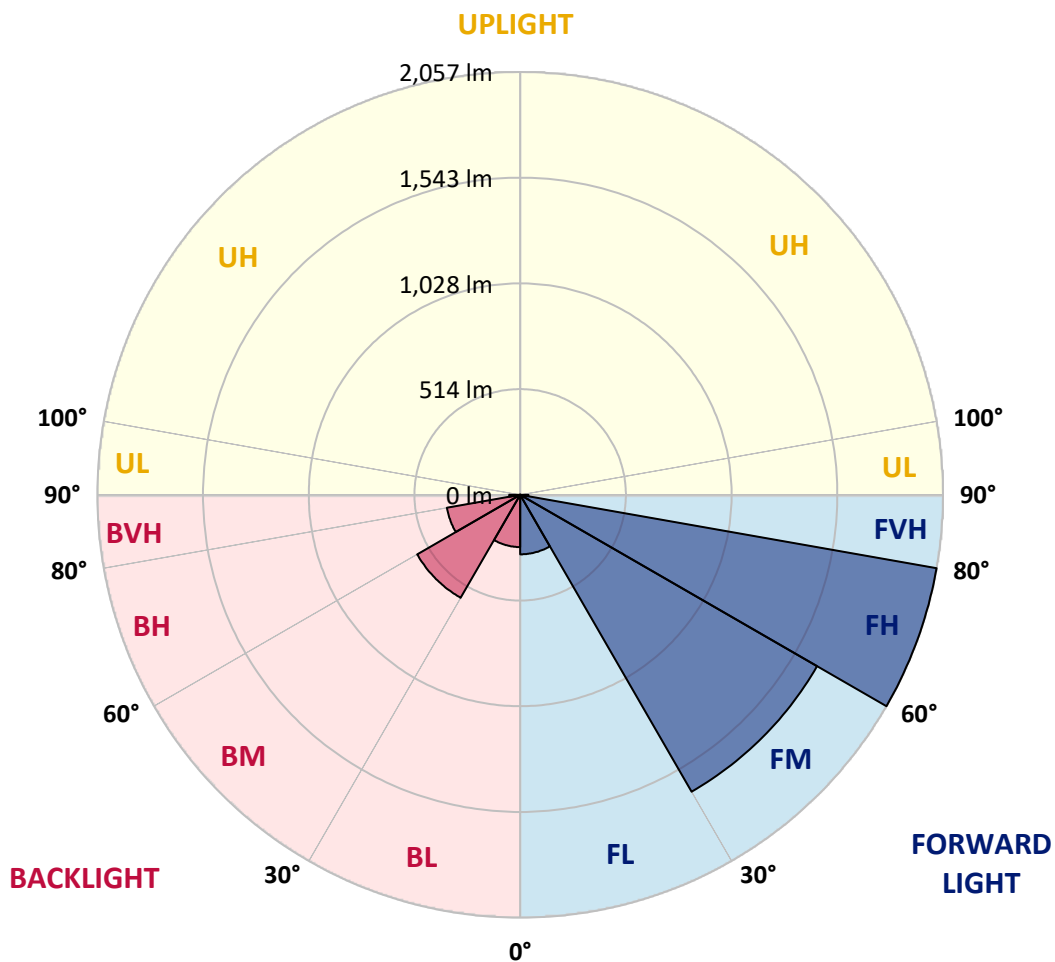
CATALOG NUMBER: ENT-SA1D-735-U-T4W

LUMINAIRE CLASSIFICATION SYSTEM LUMEN TABLE AND BUG RATING:

Zone		Lumens	% Fixture	Zone Rating/Lumen Limit		
				B	U	G
FL	(0°-30°)	289.4	5.5			
FM	(30°-60°)	1667.8	31.5			
FH	(60°-80°)	2057.0	38.8			G2/5000
FVH	(80°-90°)	40.2	0.8			G1/100
BL	(0°-30°)	254.2	4.8	B1/500		
BM	(30°-60°)	578.7	10.9	B1/1000		
BH	(60°-80°)	361.9	6.8	B1/500		G1/500
BVH	(80°-90°)	53.7	1.0			G1/100
UL	(90°-100°)	0.0	0.0		U0/0	
UH	(100°-180°)	0.0	0.0		U0/0	

BUG Rating: B1-U0-G2

Type IV Short





REPORT NUMBER: P401484

CATALOG NUMBER: ENT-SA1D-735-U-T4W

CANDELA DISTRIBUTION (FULL):

	0°	5°	15°	25°	35°	45°	46°	55°	65°	75°	85°
0°	538.3	538.3	538.3	538.3	538.3	538.3	538.3	538.3	538.3	538.3	538.3
2.5°	572.2	571.4	572.2	569.2	566.2	561.6	560.1	554.9	551.1	545.8	541.3
5°	614.4	616.7	615.9	612.1	600.1	591.0	591.0	579.7	567.7	556.4	545.8
7.5°	660.4	660.4	655.9	648.3	636.3	622.7	621.2	606.1	588.8	572.9	556.4
10°	693.6	695.1	688.3	677.7	662.7	648.3	646.8	629.5	612.9	592.5	572.2
12.5°	716.9	716.9	710.9	701.1	683.0	669.4	667.9	652.1	634.8	613.7	590.3
15°	729.0	727.5	722.2	711.7	695.8	684.5	682.3	668.7	654.4	633.3	608.4
17.5°	726.7	726.7	722.2	711.7	700.4	691.3	689.8	680.0	669.4	649.1	624.2
20°	716.9	716.2	714.7	706.4	698.8	695.1	693.6	689.0	682.3	664.9	641.5
22.5°	707.9	707.1	704.9	699.6	696.6	698.8	698.8	698.1	697.3	683.8	661.1
25°	713.2	712.4	707.9	700.4	699.6	710.2	710.9	713.2	714.7	703.4	680.0
27.5°	750.1	747.8	735.0	715.4	708.6	722.2	723.7	730.5	729.0	716.9	696.6
30°	822.5	823.2	794.6	752.4	729.8	735.8	736.5	744.1	741.8	732.0	715.4
32.5°	931.8	931.8	885.0	821.0	763.7	751.6	749.4	756.1	765.2	752.4	735.8
35°	1070.5	1066.7	1010.2	911.4	821.7	778.8	777.2	774.2	790.1	778.0	753.9
37.5°	1210.0	1196.4	1141.4	1032.8	903.1	831.5	825.5	816.4	825.5	799.9	778.8
40°	1322.3	1320.0	1274.8	1164.7	999.6	895.6	891.1	851.1	857.2	836.8	828.5
42.5°	1445.9	1447.4	1417.3	1306.5	1115.0	982.3	970.2	908.4	925.8	918.2	914.5
45°	1581.6	1580.1	1557.5	1441.4	1256.0	1102.9	1087.8	1011.7	1047.1	1042.6	1063.7
47.5°	1685.7	1694.0	1681.1	1599.0	1423.3	1249.2	1237.9	1145.1	1198.7	1234.8	1274.8
50°	1827.4	1826.6	1792.0	1758.0	1617.8	1436.1	1424.8	1321.5	1398.4	1451.2	1524.3
52.5°	2003.0	1997.0	1925.4	1913.3	1854.5	1640.4	1630.6	1522.8	1632.9	1678.9	1827.4
55°	2113.1	2112.4	2075.4	2096.5	2098.0	1868.1	1856.0	1760.3	1884.7	1937.5	2162.1
57.5°	2205.1	2205.8	2236.7	2310.6	2360.4	2144.8	2140.3	2023.4	2149.3	2223.2	2488.5
60°	2275.9	2291.0	2377.7	2546.6	2629.5	2497.6	2478.0	2354.4	2438.8	2468.2	2738.1
62.5°	2247.3	2266.9	2437.3	2686.1	2899.4	2871.5	2864.7	2686.1	2685.3	2670.2	2924.3
65°	2021.1	2063.4	2331.7	2680.8	3077.3	3251.5	3241.7	2998.9	2914.5	2839.1	2980.1
67.5°	1654.0	1663.0	1986.5	2475.7	3075.8	3490.4	3479.9	3226.6	3057.0	2872.3	2816.5
69°	1346.4	1379.6	1678.9	2216.4	2967.3	3538.7	3538.7	3289.9	3051.7	2793.1	2576.7
70°	1164.7	1166.2	1455.0	2009.8	2819.5	3510.0	3516.8	3289.9	3008.7	2689.8	2364.2
72.5°	545.8	579.7	762.2	1311.7	2277.5	3226.6	3243.2	3072.8	2759.2	2317.4	1773.9
75°	163.6	169.6	254.1	621.9	1305.0	2485.5	2522.5	2556.4	2247.3	1706.0	1092.4
77.5°	97.2	96.5	122.9	211.1	603.9	1473.8	1490.4	1635.2	1458.0	948.4	496.0
80°	47.5	49.0	65.6	102.5	226.2	535.3	588.8	764.4	646.1	370.9	181.7
82.5°	15.8	17.3	27.1	41.5	95.7	172.6	190.7	239.7	206.6	134.9	77.6
85°	0.0	0.0	0.8	1.5	5.3	12.8	12.8	28.6	43.0	47.5	25.6
87.5°	0.0	0.0	0.8	0.8	1.5	1.5	1.5	1.5	1.5	1.5	2.3
90°	0.0	0.0	0.0	0.0	0.0	0.0	0.0	0.0	0.0	0.0	0.0



REPORT NUMBER: P401484

CATALOG NUMBER: ENT-SA1D-735-U-T4W

CANDELA DISTRIBUTION (continued):

	90°	95°	105°	115°	125°	135°	145°	155°	165°	175°	180°
0°	538.3	538.3	538.3	538.3	538.3	538.3	538.3	538.3	538.3	538.3	538.3
2.5°	539.0	537.5	534.5	531.5	530.0	526.2	527.0	525.5	524.7	524.7	525.5
5°	540.5	538.3	533.7	530.7	527.7	526.2	530.0	531.5	533.0	533.0	533.7
7.5°	549.6	545.1	539.8	536.0	536.8	539.0	545.1	549.6	551.8	553.3	554.9
10°	564.7	559.4	551.8	551.1	552.6	558.6	566.9	573.7	579.7	583.5	583.5
12.5°	580.5	573.7	567.7	569.2	576.0	585.0	593.3	600.8	606.1	609.9	610.6
15°	597.8	591.0	585.0	588.8	600.1	610.6	618.2	621.2	623.5	627.2	628.0
17.5°	613.7	607.6	602.3	612.1	621.9	630.2	632.5	631.0	628.0	630.2	631.7
20°	630.2	625.0	621.9	632.5	639.3	640.0	634.0	627.2	619.7	619.7	620.4
22.5°	650.6	643.8	642.3	647.6	645.3	636.3	621.2	610.6	600.1	598.6	600.8
25°	670.2	663.4	662.7	658.9	639.3	615.9	595.6	583.5	575.2	576.0	580.5
27.5°	689.8	685.3	686.0	665.7	621.9	586.5	559.4	549.6	551.8	553.3	557.9
30°	709.4	709.4	712.4	665.7	597.8	545.1	519.4	518.7	524.7	529.2	534.5
32.5°	732.0	738.8	733.5	657.4	565.4	502.8	482.5	484.0	490.8	498.3	502.8
35°	753.9	769.7	754.6	638.5	520.9	464.4	447.8	445.5	450.8	457.6	459.9
37.5°	788.6	814.2	772.7	609.1	474.9	430.5	413.9	407.8	402.6	407.8	407.1
40°	848.9	879.8	786.3	560.1	430.5	398.8	381.5	370.2	357.3	346.0	346.0
42.5°	945.4	965.7	793.8	500.6	386.0	367.1	349.8	333.2	313.6	293.3	293.3
45°	1102.9	1107.4	796.8	437.2	345.3	335.5	317.4	301.6	275.9	255.6	251.0
47.5°	1313.3	1293.6	804.4	376.2	309.8	307.6	292.5	274.4	246.5	227.7	225.4
50°	1596.0	1511.5	837.6	327.2	281.2	283.5	272.1	251.0	224.7	211.1	208.1
52.5°	1914.1	1786.7	863.2	288.0	256.3	263.1	254.8	234.5	211.8	200.5	198.3
55°	2261.6	2051.3	857.2	261.6	237.5	245.0	242.0	224.7	204.3	194.5	192.2
57.5°	2545.1	2237.5	804.4	238.2	218.6	229.2	232.2	218.6	199.8	190.7	188.5
60°	2757.7	2339.3	695.8	218.6	203.5	216.4	224.7	214.9	199.0	193.7	191.5
62.5°	2854.2	2330.2	554.9	203.5	192.2	207.3	225.4	220.9	210.3	214.1	214.9
65°	2799.9	2216.4	416.1	192.2	185.5	208.8	238.2	238.2	222.4	229.2	229.9
67.5°	2521.7	1918.6	303.1	183.9	178.7	216.4	262.3	247.3	217.1	222.4	220.1
69°	2257.1	1716.6	260.1	179.4	173.4	220.1	272.9	248.8	211.1	217.1	211.1
70°	2062.6	1534.1	233.7	175.7	171.1	220.1	275.9	247.3	208.1	212.6	205.8
72.5°	1467.8	1065.2	192.2	168.1	162.8	203.5	270.6	239.0	199.8	194.5	181.7
75°	853.4	588.8	163.6	159.8	144.0	178.7	257.1	229.9	191.5	181.7	172.6
77.5°	358.1	263.1	139.5	145.5	127.4	159.1	240.5	220.9	181.7	168.1	163.6
80°	145.5	131.2	116.1	125.9	110.8	140.2	221.6	205.8	167.4	153.8	147.0
82.5°	76.1	72.4	89.0	101.8	92.0	128.9	208.8	195.3	155.3	141.7	133.4
85°	22.6	30.2	50.5	69.4	70.1	116.1	202.8	180.9	134.9	116.9	115.3
87.5°	1.5	6.0	17.3	36.2	46.0	89.0	164.3	148.5	109.3	92.0	92.7
90°	0.0	0.0	0.0	0.0	0.0	0.0	0.0	0.0	0.0	0.0	0.0

(END OF REPORT)